



810 WEST WASHINGTON BOULEVARD  
CHICAGO, IL 60607

8566 KRUM AVENUE  
GALESBURG, MI 49053

KALAMAZOOGOURMET.COM  
+1.800.868.1699

## K-SMOKE-36 Built-in Smoker Cabinet



Overall Width / Installation Width	36 in (915 mm)
Overall Depth / Installation Depth	30 in (763 mm)
Overall Height / Counter Height	41.2 in (1046 mm) / 34.8 in (885 mm) +/- 3/4 in (20 mm)
Approximate Product Weight	405 lb (184 kg)
Electrical Requirements	120VAC/60Hz Includes 1 ft. (30.5 cm) 3-prong grounded power cord.
Maximum AMP usage	3 amps
Main Burners Rating	Not available
Total BTUs	Not available

### PRODUCT FEATURES

- 36" x 30", compatible with our modular cabinetry system
- Undercounter smoker cabinet
- Installs with Kalamazoo outdoor kitchen collection for a seamless appearance (countertop not included)
- Stainless steel leveling legs (toe kicks available)
- For installation only into non-combustable structures, such as the Kalamazoo cabinetry system
- Marine-grade stainless steel available

For outdoor use only. Do not build the smoker into a combustible enclosure. Maintain at least 6 inches (153 mm) of clearance between the sides and back of the smoker and any combustible surface, or use an insulating surround available from Kalamazoo. Never place the smoker underneath an overhead combustible structure or surface. Do not place the smoker in a location where it is likely to be exposed to a strong wind.

High altitude kit available.

**WARNING:** This product can expose you to chemicals including nickel, which are known to the State of California to cause cancer, and lead, which is known to the State of California to cause birth defects or other reproductive harm. For more information go to [www.P65Warningsca.gov](http://www.P65Warningsca.gov)

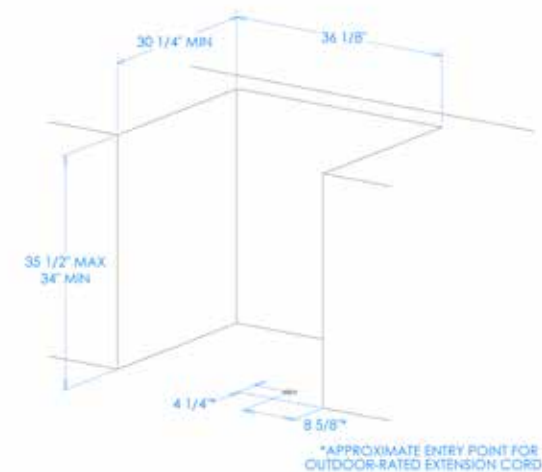
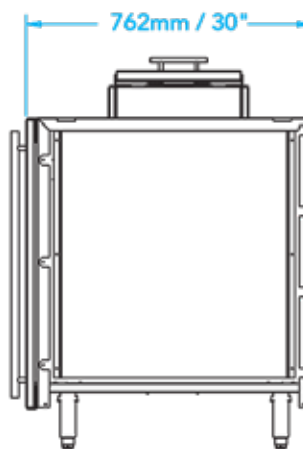
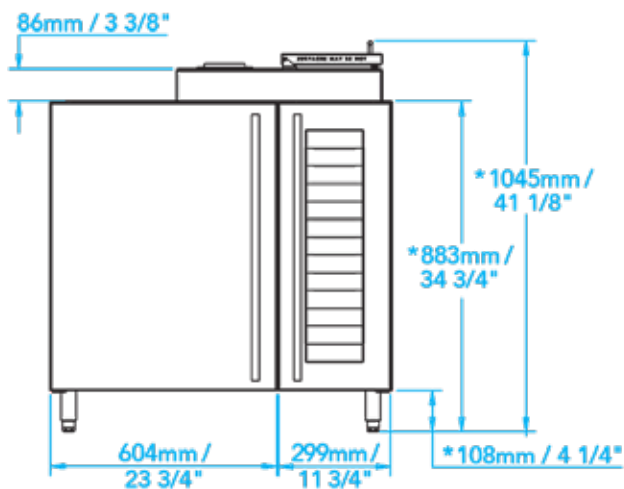
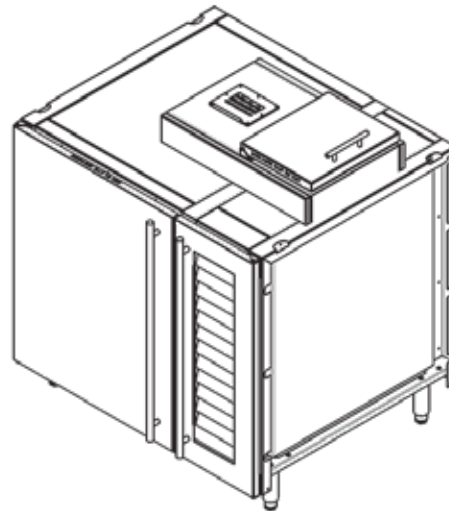
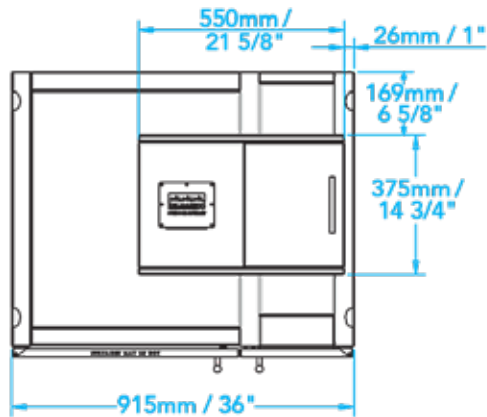


810 WEST WASHINGTON BOULEVARD  
CHICAGO, IL 60607

8566 KRUM AVENUE  
GALESBURG, MI 49053

KALAMAZOOGOURMET.COM  
+1.800.868.1699

## K-SMOKE-36 Built-in Smoker Cabinet



\*overall height adjusts +/-20mm / 3/4" on stainless steel leveling legs